

Briquetting presses

– Economical and space-saving disposal!





Schuko briquetting press
Compacto 2200 S-20/75

Full energy efficiency to save space and reduce costs

Chip storage takes up space, is relatively expensive and involves high safety requirements. Compacto briquetting presses make effective use of the latent energy in sanding dust, wood chips and sawdust. The humidity level at which wood can still be pressed effectively is between 5 and 20 %. Chips from chippers can be pressed if mixed with 65 % normal shavings. Chip briquettes require little storage space and have a high calorific value. Depending on the grade of the chips, the volume can be reduced to 1/5 of the original quantity of chips. Schuko offers effective and compact solutions.

Compacto briquetting presses are available in six different power classes, which are adapted to the power requirement and existing space. Depending on the type of chip, moisture content and bulk weight, it is possible to press 25 to 200 kg of chip material per hour. The power consumption is exceptionally low.

Compacto briquetting presses are hydraulically operated and can be fed manually, by a bagging or filter system or a cargo floor.

Take advantage of the features of the Compacto briquetting system:

- > low purchase price
- > powerful and economical operation
- > space-saving and expandable to size

The press loading containers are suitable for:

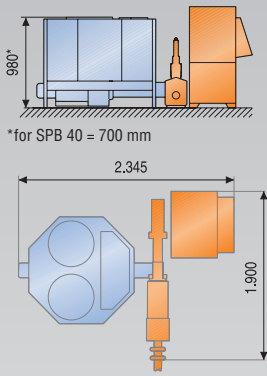
- > manual loading
- > installation under bagging systems, filter systems and silo dischargers
- > Connections to existing systems and third-party equipment are manufactured according to drawings.

Available accessories:

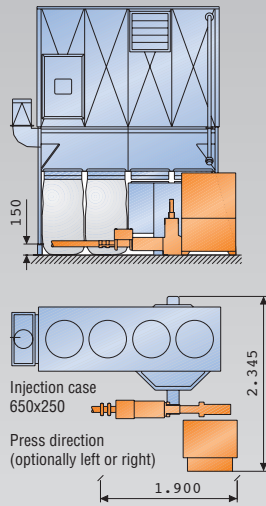
- > Oil cooler
- > Oil heater
- > Switch cabinet heater
- > Automatic start-up control
- > Die lubricating system
- > Special position die
- > End position damped chopper cylinder

Special position die

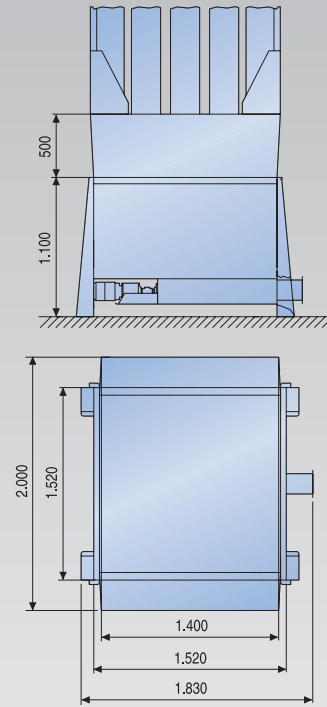
If material contains a high amount of chips from the manufacture of particle boards (which is very dry material) or hogged wood, then a special position die is needed in order to achieve good pressing results. When planning, please take into account that this special position die is 200 mm longer than the standard model. The special position die is available for the briquetting presses C 700 S-20, C 800 S-20, C 1100 S-20, C 1800 S-20 available.



*for SPB 40 = 700 mm



Bagging system with press loading container SPB 75 installed

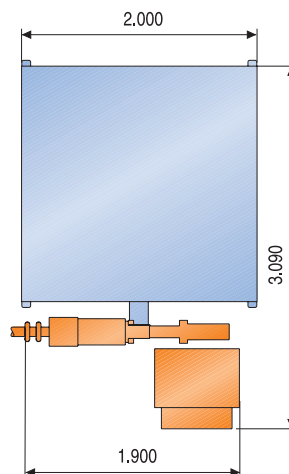
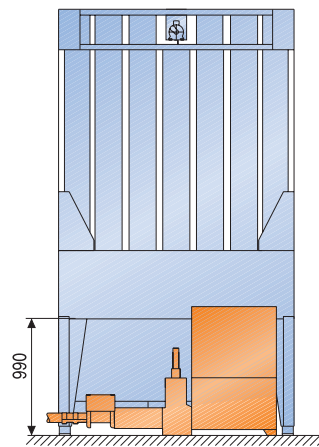


Press loading container Typ N 1000 with filter attachment 1420

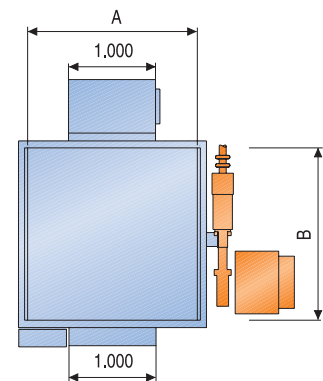
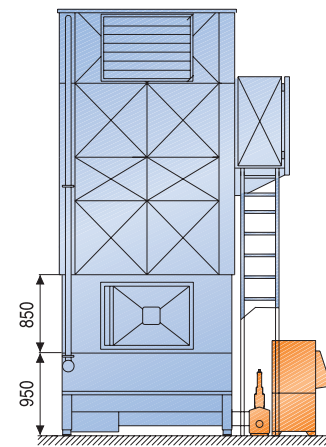
Press loading container SPB 40/75, for installation under bagging and filter systems and VACOMAT dust collectors.

Available standard cargo floors				
Art.-Nr.	Typ	Dimension *A	Dimension *B	Weight
758 000	SB 1	1.850	1.970	505 kg
758 100	SB 2	1.850	3.940	880 kg
758 200	SB 3	1.850	5.910	1.100 kg
758 300	SB 4	1.850	2.800	650 kg
758 400	SB 5	2.210	2.800	770 kg
758 500	SB 6	2.470	2.800	820 kg
758 600	SB 7	2.470	4.200	980 kg


* mm



Press loading container Typ SPB 2020 with filter attachment 2020



Press loading container with Cargo floor discharger Typ SB 1



Compacto briquetting presses

Model	Item no.	Hydraulic motor Output in kW	Approx. weight (kg)	Approx. briquetting capacity* (kg/h)	Ø (mm) of the chip briquette
C 700 S-20	740 700	3.0	340	25-30	60
C 800 S-20	740 900	3.0	340	30-45	60
C 1100 S-20	741 100	4.0	390	60-75	60
C 1800 S-20	741 800	7.5	520	85-110	60
C 2200 S-20/75	742 200	11.0	761	100-150	75
C 2500 S-20/75	742 500	15.0	786	150-200	75

* depending on the type of material and moisture content

Press loading containers and filters


Model	Item no.	Content (m ³)	Filter area (m ²)	Height* mm
Chip container SPB 40	750 110	0.40		700
Chip container SPB 75	750 100	0.75		980
Chip container N 1000	635 500	2.20		1100
Expansion chamber enlargement for filter transition 1420, 580 mm high	753 310	1.60		580
Expansion chamber enlargement for filter transition 1420, 850 mm high	753 320	2.40		850
Filter transition for container N 1000 to 1420	753 900	1.20		500
Filter attachment SPB 1420-70	754 010		70	2045*/D = 160
Filter attachment SPB 1420-87	754 020		87	2545*/D = 160
Chip container SPB 2020	751 100	2.70		990
Chip container SPB 2020-ZR	751 300	2.70		990
Cargo floor SB 1	758 000	2.70		950
Cargo floor SB 2	758 100	5.40		950
Expansion chamber enlargement increase by 580 mm for SPB 2020 and SB 1 and SB 2	753 500	2.30		580
Expansion chamber enlargement increase by 850 mm for SPB 2020 and SB 1 and SB 2	753 600	3.40		850
Filter attachment SPB 2020	722 600		75	1545*/D=160
Filter attachment SPB 2020	722 700		101	2045*/D=160
Filter attachment SPB 2020	722 800		126	2545*/D=160
Filter attachment SPB 2020	722 900		151	3045*/D=160
Filter attachment EcoVar04 Typ SBG-160-2020-20/100	768 000		100	3050
Filter attachment EcoVar04 Typ SBG-160-2020-25/125	768 100		125	3550
Filter attachment EcoVar04 Typ SBG-160-2020-30/150	768 200		150	4050
Filter attachment EcoVar04 Typ SBE-160-2020-20/100	768 500		100	3050
Filter attachment EcoVar04 Typ SBE-160-2020-25/125	768 600		125	3550
Filter attachment EcoVar04 Typ SBE-160-2020-30/150	768 700		150	4050
Chip container SPB Centro 3000	755 600	11.50		1280
Chip container SPB Centro 3000-ZR	755 700	11.50		1280
Chip container SPB Centro 3000-RW	756 600	11.50		1280
Expansion chamber enlargement increase by 400 mm for SPB Centro 3000	755 610	3.60		400
Expansion chamber enlargement increase by 600 mm for SPB Centro 3000	755 620	5.40		600
Filter attachment Centro 3000-20/196/BD	755 630		196	2800
Filter attachment Centro 3000-25/245/BD	755 640		245	3400
Filter attachment Centro 3000-30/294/BD	755 650		294	3800
Chip container SPB Centro 3000-U	755 800	11.50		1280
Chip container SPB Centro 3000-ZR U	755 900	11.50		1280
Expansion chamber enlargement increase by 400 mm for SPB Centro 3000 U	755 810	3.60		400
Expansion chamber enlargement increase by 600 mm for SPB Centro 3000 U	755 820	5.40		600
Filter attachment Centro 3000-20/196/BD U	755 830		196	2800
Filter attachment Centro 3000-25/245/BD U	755 840		245	3400
Filter attachment Centro 3000-30/294/BD U	755 850		294	3800

* For systems with covers, height +250 mm

Effective chip disposal



Briquetting press Compacto 800 in front of VACOMAT 200 deduster and SPB 40 chip container



Electronic length monitoring of the briquettes via impeller controlled pulse sensor in combination with shutdown of press when no more material is present



Hydraulic unit. For service aims the cover can be open.

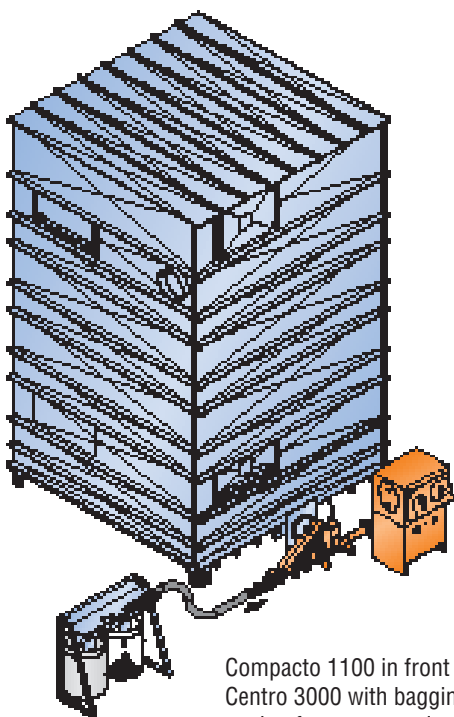


Central lubrication system for automatic lubrication of the briquetting press (not included in scope of delivery)

The Centro 3000 filter series offers many benefits in a compact design. In combination with a Compacto briquetting press from Schuko, it makes a highly effective chip disposal system. The Centro 3000 filter system has a large intermediate storage capacity for the temporary high accumulation of chip material while the briquetting press forms the material into chip briquettes.

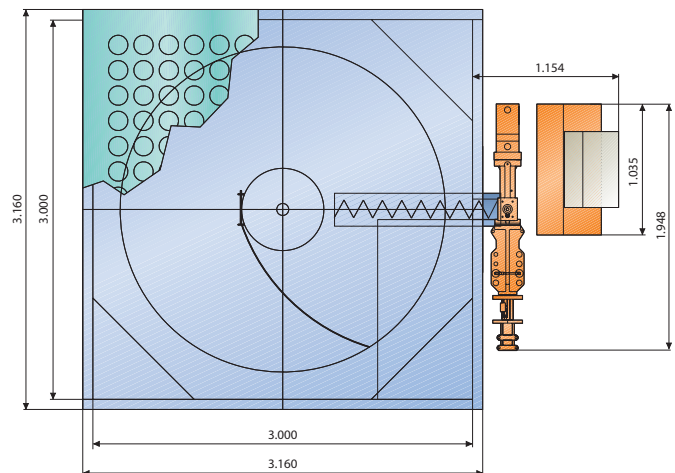
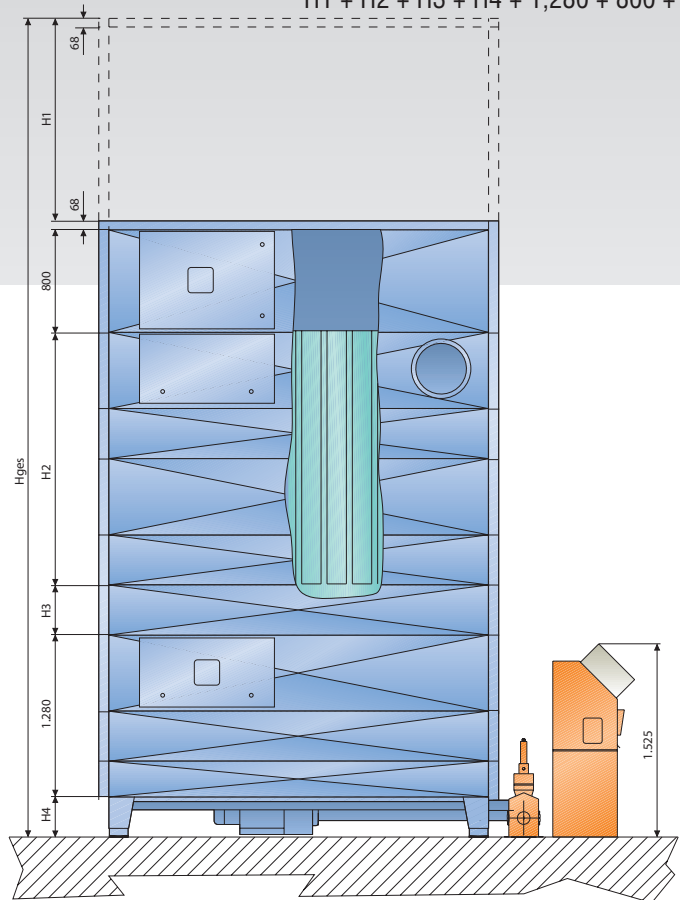
- > In addition to variations in the filter area, injection system, the choice of pressure and vacuum systems with integrated or external blowers, the discharge system is also very flexible.

- > The input chip/dust/air mixture can be discharged in different ways. The discharge and/or transport system is suitable for both continuous or intermittent operation. The discharge of material via a rotary vane feeder or a worm feeder provides for flexibility; the system can be adapted to the particular situation to facilitate planning and save energy.



Calculation of the total filter height

$$\text{Total height} = H1 + H2 + H3 + H4 + 1,280 + 800 + 68$$



Centro 3000 filter system

The Centro 3000 should be installed outdoors, if possible. If installed in an enclosed space, the systems must be covered to comply with at least class F30. Suitable exhaust air, recirculation and explosion areas must be installed based on the overall system.

In summary, it can be said that the Centro filter system incorporates the entire experience of more than 35 years of filter design and construction. Maximum operating reliability is guaranteed by state-of-the-art production methods and the meticulous choice of materials.

Vacuum element (optional)

Item no.	Model	H1 (mm)
755 860	For mounting a maximum of 4 blowers with 11 kW	1,200
755 870	For mounting a maximum of 2 blowers with 22 kW	1,600

Centro filter attachment

Item no.	Model	Filter area (m ²)	Filter hose length (mm)	H2 (mm)
	3000-20/169/BD*	169	2,000	2,000
755 630	3000-20/196/BD	196	2,000	2,000
	3000-25/211/BD*	211	2,500	2,600
755 640	3000-25/245/BD	245	2,500	2,600
	3000-30/253/BD*	253	3,000	3,000
755 650	3000-30/294/BD	294	3,000	3,000

* with injection section

Expansion chamber enlargement

Item no.	Volume (m ³)	H3 (mm)
755 610	3.6	400
755 620	5.4	600

Construction

The base of the Centro consists of the discharge system, which is equipped with either a rotary vane feeder or a worm feeder. The worm feeder is generally used to feed a briquetting system, while the rotary vane feeder can be used for transport to a silo or container. Optionally with a fall shaft or with a separate transport blower.

The expansion chamber above the discharge area serves as a pre-separator for the chips. The effective design provides for a very large interior, and the injected air can expand immediately, so that it loses velocity, stabilizes and rises with low turbulence into the filter hose area, where it is filtered before being released. Depending on the local conditions, the Centro can be fed with an integrated injection chamber with a reduced filter area to save space, or with injection cases.

The filter area connects to the expansion chamber above. The maximum filter area is 296 m² with a hose length of 3 meters. The filtered air escapes upward into the clean chamber; from there it can either be re-circulated into the shop or released into the atmosphere. If the Centro is used as a vacuum system with the blowers on the clean air side, then the blowers can be integrated in the vacuum element.


Centro chip container

Item no.	Model	H4 (mm)
755 600	3000	320
755 700	3000-ZR	720

Dedusting

The standard method of regenerating the Centro is by pneumatic/mechanical dedusting or, when special materials such as MDF or plasterboard are used, by additional pressure pulse dedusting.

Our systems comply with the residual dust values required by the wood trade association and the trade boards. We have test certificates for a wide variety of filter media. The utilization category corresponds to Class G.



Quality that pays!



D-49196 Bad Laer · Gewerbepark 2 · Telefon +49 (0) 54 24 / 8 06-0 · Telefax +49 (0) 54 24 / 8 06-80 · info@schuko.de
D-88348 Bad Saulgau · Mackstraße 18 · Telefon +49 (0) 75 81 / 48 71-0 · Telefax +49 (0) 75 81 / 48 71-81 · saulgau@schuko.de
D-97478 Knetzgau · Industriestraße 22 · Telefon +49 (0) 95 27 / 9 22 80 · Telefax +49 (0) 95 27 / 73 34 · knetzgau@schuko.de
D-55481 Kirchberg/H. · Hugo-Wagener-Straße 11 · Telefon +49 (0) 67 63 / 5 01 · Telefax +49 (0) 67 63 / 5 04 · kirchberg@schuko.de
D-14959 Trebbin · Gewerbegebiet Zossener Straße 4 · Telefon +49 (0) 3 37 31 / 8 67-0 · Telefax +49 (0) 3 37 31 / 8 67-55 · trebbin@schuko.de
D-25451 Quickborn · Theodor-Storm-Straße 29 · Telefon +49 (0) 41 06 / 76 71-0 · Telefax +49 (0) 41 06 / 76 71-1 · quickborn@schuko.de

www.schuko.de